

**COST-BENEFIT ANALYSIS FOR INVESTMENT DECISIONS,
CHAPTER 10:**

ECONOMIC PRICES FOR TRADABLE GOODS AND SERVICES

Glenn P. Jenkins

Queen's University, Kingston, Canada
and Eastern Mediterranean University, North Cyprus

Chun-Yan Kuo

Queen's University, Kingston, Canada

Arnold C. Harberger

University of California, Los Angeles, USA

Development Discussion Paper: 2011-10

ABSTRACT

In the integrated financial and economic analysis, there is a need to choose a numeraire in which all costs and benefits are expressed. The most common practice has been to express all costs and benefits in terms of domestic currency at a domestic price level. This is the natural rule to follow for the construction of the financial cash flow statement of a project that includes all the financial receipts and all the expenditures in each period throughout the duration of the project. When this numeraire is chosen to carry out the economic appraisal of the project it is necessary, however, to adjust the values of the transactions in the financial cash flow that involve internationally tradable goods because of distortions associated with the transactions of these goods and those that affect the market for foreign exchange. This chapter identifies the key distinct characteristics between tradable and non-tradable goods and provides a method for adjusting the financial values of tradable goods so that they reflect their economic values.

To Be Published As: Jenkins G. P, C. Y. K Kuo and A.C. Harberger, "Economic Prices For Tradable Goods And Services" Chapter 10, *Cost-Benefit Analysis for Investment Decisions*. (2011 manuscript)

JEL code(s): H43

Keywords: tradable, non-tradable, importables, exportables, imports, exports, economic costs, economic benefits.

CHAPTER 10

ECONOMIC PRICES FOR TRADABLE GOODS AND SERVICES

10.1 Introduction

In the integrated financial and economic analysis, there is a need to choose a numeraire in which all costs and benefits are expressed. The most common practice has been to express all costs and benefits in terms of domestic currency at a domestic price level.¹ This is the natural rule to follow for the construction of the financial cash flow statement of a project that includes all the financial receipts and all the expenditures in each period throughout the duration of the project. When this numeraire is chosen to carry out the economic appraisal of the project it is necessary, however, to adjust the values of the transactions in the financial cash flow that involve internationally tradable goods because of distortions associated with the transactions of these goods and those that affect the market for foreign exchange.

Tradable goods or services can be either importable or exportable. In the case of importable goods that are transported from the border to the project site, it will undoubtedly involve additional non-tradable service charges for the project such as handling charges and transportation costs that are usually distorted in the market and thus the values must be adjusted in the economic evaluation. Likewise, for exportable goods where a project is considering producing their products to the export markets or using an exportable good as a project input, the financial value of the product (at factory gate) presented in the financial cash flow statement is generally determined in the world market and then net of port charges and transportation costs from the port to the domestic market. The costs of these non-tradable services are also distorted in the markets and adjustments must be made in deriving the net economic value of the project output or

¹ Some authors are concerned that doing the analysis in terms of domestic prices might not provide a sound evaluation of the projects. See Appendix 10A.

CHAPTER 10:

project input. The evaluation of these non-tradable services from the project site to the border will be dealt with in the following chapter.

Section 10.2 identifies the key economic characteristics of tradable and non-tradable goods. Section 10.3 describes how to integrate the financial values and various distortions into the economic evaluation of tradable goods. Section 10.4 provides a practical example how the economic values of various tradable project outputs and inputs can be measured. Conclusions are made in the last section.

10.2 Identification of Tradable Goods

To begin, we need to define the relationship between imported and importable goods, between exported and exportable goods, and between non-traded and potentially traded goods.

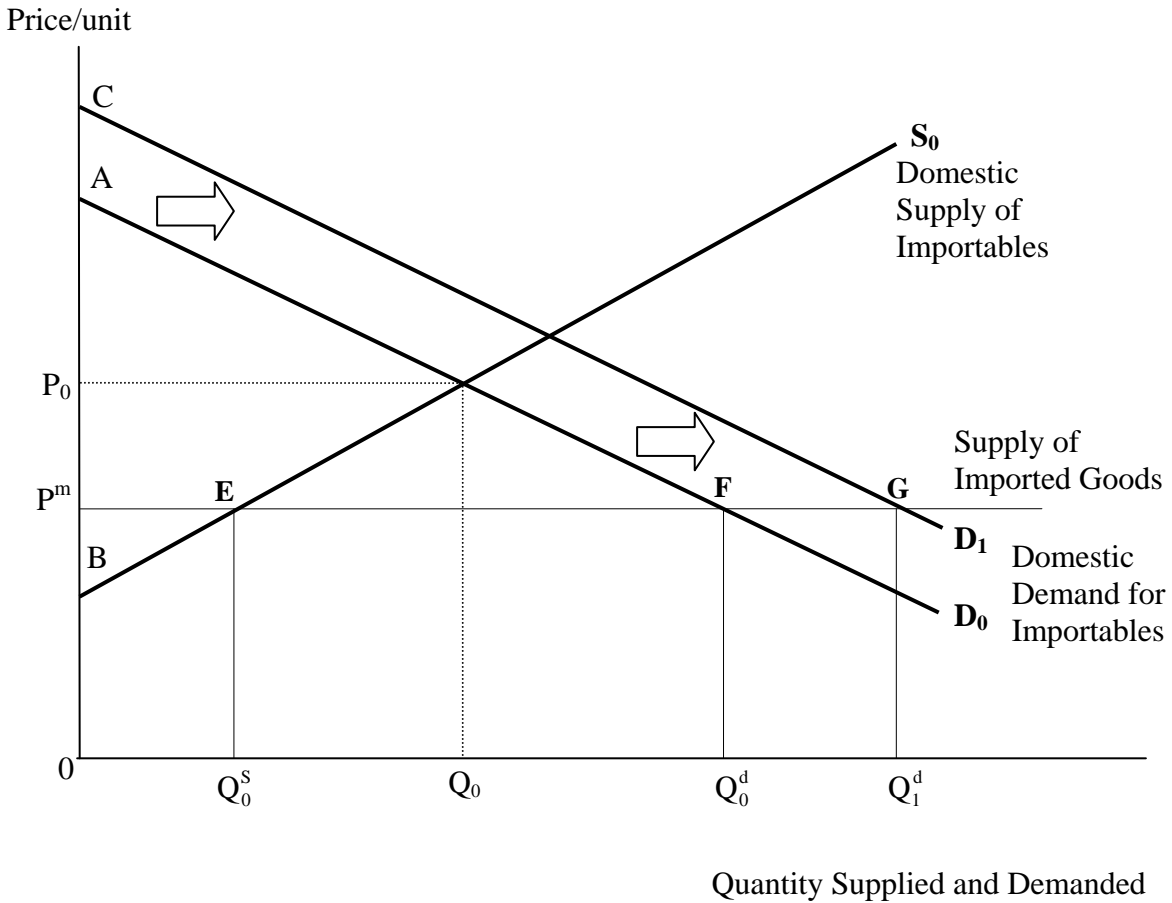
10.2.1 Imported and Importable Goods

Imported goods are produced in a foreign country but are sold domestically. Importable goods include imports plus all goods produced and sold domestically that are close substitutes for either imported or potentially imported goods. The relationship between importable and imported goods can be seen in Figure 10.1 for the case of an item such as power hand tools used as a project input. Suppose the items purchased by a project are manufactured locally. At the same time a significant quantity is also being imported. The demander's willingness to pay for this item is shown by the demand curve AD_0 while the domestic marginal cost of production is shown by the supply curve BS_0 . If all imports were prohibited, then the equilibrium price would be at P_0 and the quantity demanded and supplied would be at Q_0 .

Because imported goods can be purchased abroad and sold in the domestic market at a price of P^m which is equal to the cif price of imports converted into local currency by the

market exchange rate, plus any tariffs and taxes levied on imports. This price will place a ceiling on the amount domestic producers can charge and thus will determine both the quantity of domestic supply as well as the quantity demanded by consumers. When the market price is P^m , domestic producers will maximize their profits if they produce only Q_0^S because at this level of output they will be equating the market price with their marginal costs. On the other hand, demanders will want to purchase Q_0^d because it is at this quantity at which their demand price is just equal to the world-market-determined price P^m . The country's imports of the good measured by the amount $(Q_0^d - Q_0^S)$ are equal to the difference between what demanders demand and domestic producers supply at a price of P^m .

Figure 10.1: Imported and Importable Goods
-- The Case of Power Hand Tools Used as Project Input --

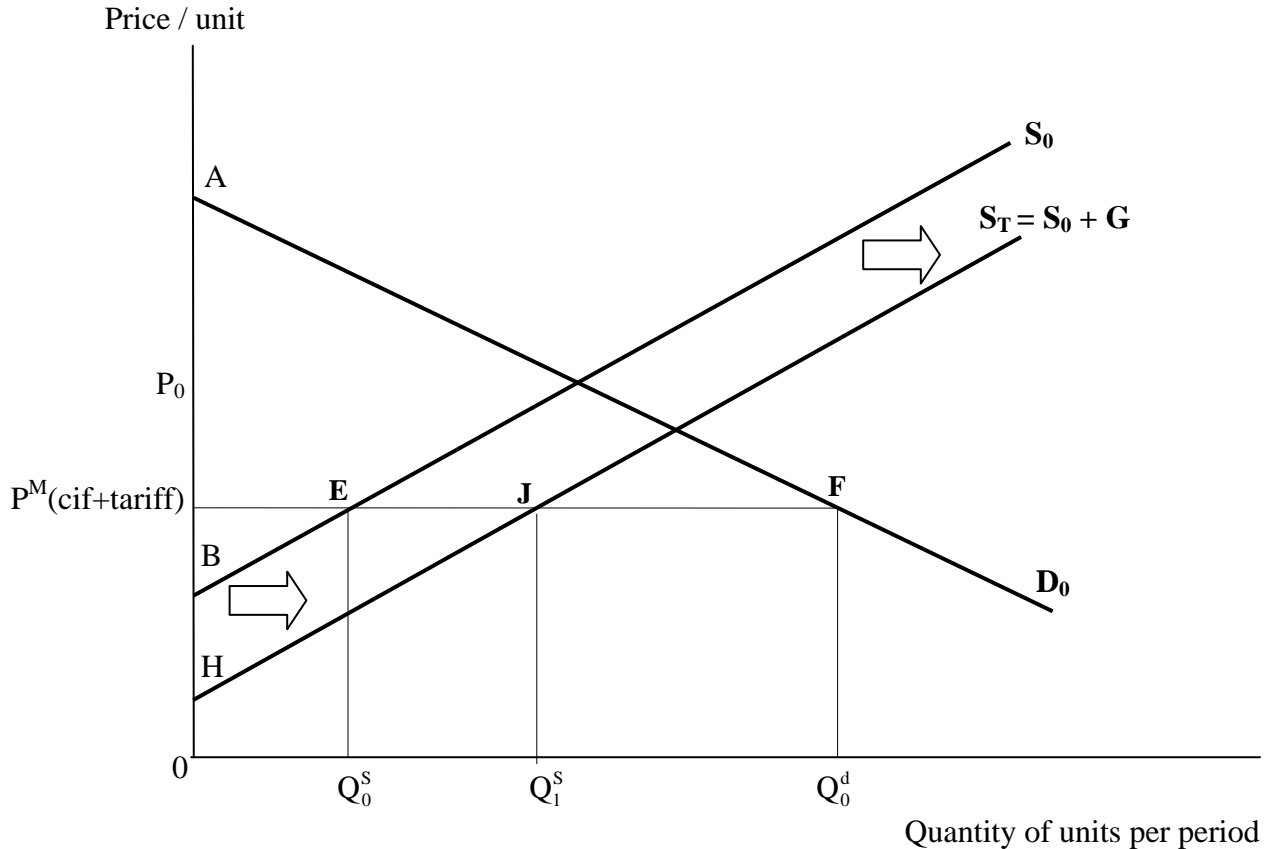


If a project now purchases the item as an input, this can be shown as a shift in its demand from AD_0 to CD_1 . Unlike a situation where there are no imports, the increase in demand does not cause the market price to rise. This is because a change in the demand for such a traded good in one country will in virtually all cases not lead to a perceptible change in the world price for the commodity. As long as the price of imports remains constant, the increase in the quantity demanded leaves the domestic supply of the good unaffected at Q_0^S . The ultimate effect of an increase in the demand for the importable good is to increase the quantity of imports by the full amount $(Q_1^d - Q_0^d)$. Thus, to evaluate the economic cost of an importable good, we need to only estimate the economic cost of the additional imports.

Likewise, the value of the benefits derived from a project which increases the domestic production of an importable good should be based entirely on the economic value of the resources saved by the decrease in purchases of imports. In Figure 10.2 we begin with the initial position shown by Figure 10.1 prior to the project's purchase of the item. A project to increase the domestic production of these goods will shift their domestic supply from BS_0 to HS_T . This increase in domestic supply does not result in a fall in price, but rather a decrease in imports, as people now switch their purchases from imported items to the domestically produced ones.

Unless the project is big enough to completely eliminate all imports of the item, the domestic price will be pegged to the price of imports and thus, the domestic demand for the input by other domestic consumers will not be changed. Imports will fall from $(Q_0^d - Q_0^S)$ to $(Q_0^d - Q_1^S)$, an amount equal to the output of the project $(Q_1^S - Q_0^S)$. As domestic production serves as a one-for-one substitute for imported goods, the economic value of the resources saved by the reduction in the level of imports measures the economic value of the benefits generated by the project.

Figure 10.2 Imported and Importable Goods
-- The Case of Power Hand Tools Produced Domestically --



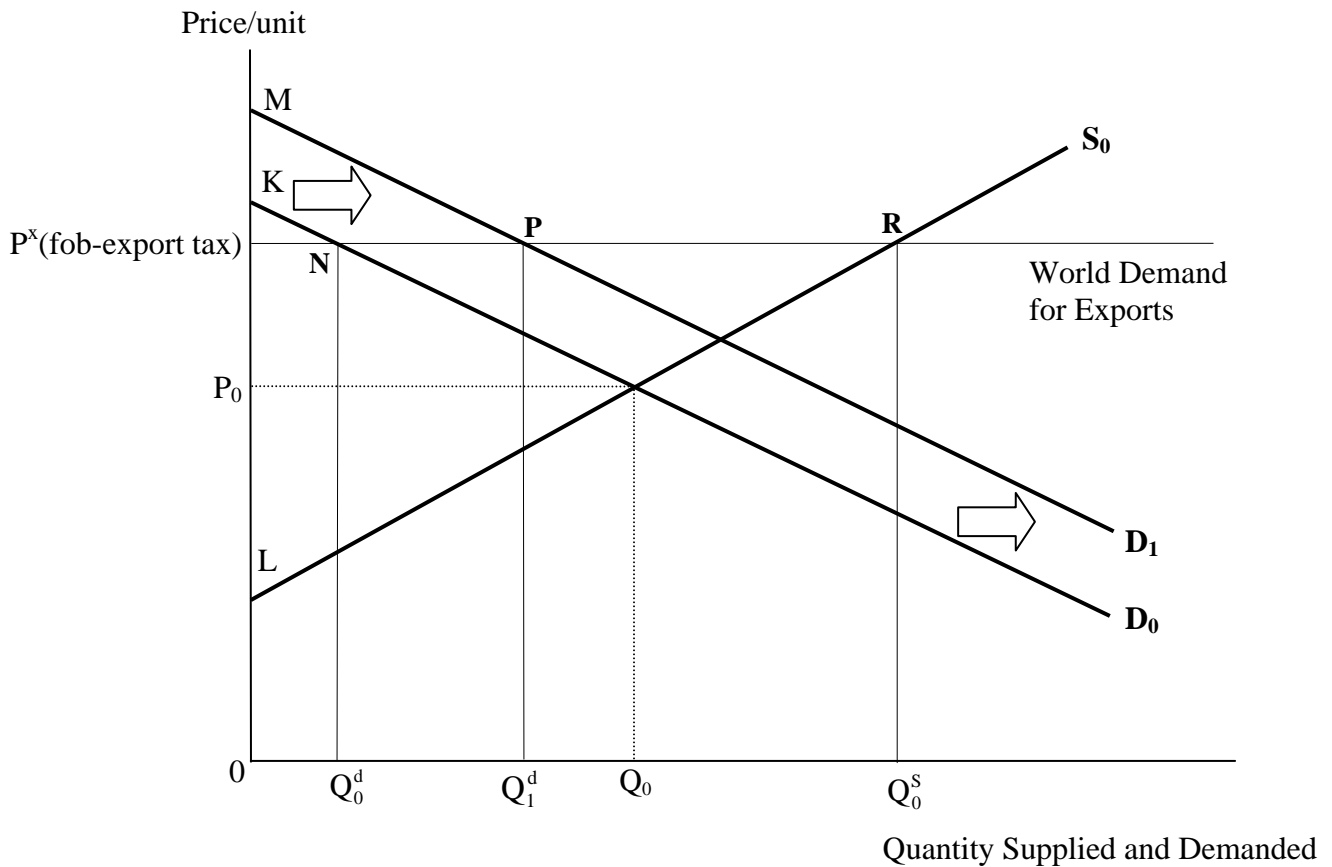
10.2.2 Exported and Exportable Goods

Exported goods are produced domestically but sold abroad. Exportable goods include both exported goods as well as the domestic consumption of goods of the same type or close substitutes to the goods being exported. The relationship between exportable and exported goods is very similar to that of importable and imported goods. In Figure 10.3 the demand for an exportable good is shown as KD_0 and the domestic supply of the exportable good is denoted by LS_0 .

If the domestic production of timber in this country could not be exported, then domestic supply and demand (Q_0) would come into equilibrium at a price of P_0 . However, the

commodity will be exportable so long as the domestic market price P^x (i.e., the fob price times the market exchange rate less export taxes), which domestic suppliers receive when they export, is greater than P_0 . If, for example, producers receive a price of P^x (see Figure 10.3), timber production will amount to Q_0^S . At this price, domestic demand for timber is only Q_0^d , hence, a quantity equal to $(Q_0^S - Q_0^d)$ will be exported.

Figure 10.3 Exported and Exportable Goods
-- The Case of Timber Used by Project --



We now introduce a project, which requires timber as an input, shifting the demand for this exportable good from KD_0 to MD_1 . Total domestic demand will now be equal to Q_1^d leaving only $(Q_0^S - Q_1^d)$ available to be exported. P^x will remain constant so long as the world price is not altered by the change in demand due to the project. No changes in incentives have been created which would lead to an increase or decrease in domestic

supply. The measurement of the economic cost of this input to the project should be based on the economic value of the foreign exchange that is forgone when the $(Q_1^d - Q_0^d)$ units of timber are no longer exported.

As the market price is fixed by the world price, the benefit of a project that produces such an exportable good should be measured by the value of the extra foreign exchange that is produced when the project's output is reflected in increased exports, while the costs entailed in a project's demanding more of the exportable will be measured by the economic opportunity cost (value) of the foreign exchange forgone.

All importable and exportable goods should be classified as tradable goods. Although an input might be purchased from a domestic supplier for a project, as long as it is of a type similar to ones being imported it is an importable good and should be classified as tradable. Likewise, goods if domestically produced and used as project inputs, which are similar to exported goods,² are exportable goods and are also included in tradable goods.

10.3 Economic Values for Tradable Goods and Services

10.3.1 The Essential Features of an Economic Analysis

The distinguishing feature of tradable goods is that changes in their demand or supply end up being reflected in the demand for or supply of foreign exchange. A project that produces more of an importable good will reduce the demand for (and therefore the amount of) imports of that good; thus reducing the demand for foreign exchange.

² It is reasonable to ask whether one should not also include an in-between category of "semi-tradables". These would, by and large, be goods whose price is influenced but not totally determined by external world-market forces. Product differentiation between imports and import substitutes, and between exports and export substitutes would of course be the principal element defining the in-between category. It is our view that the insertion of a category of "semi-tradables" would further substantially complicate an analytical framework that is a daunting challenge to most countries (to develop a large cadre of practitioners capable of seriously applying it in practice). Our preference is, therefore, to stick with a sharp distinction between tradables and non-tradables. The aim would be to classify some "semi-tradables" as full

CHAPTER 10:

Similarly, a project that produces more of an exportable good will ultimately add to the supply of exports and hence of foreign currency. Thus the principal benefit of either type of project is to make additional foreign exchange available “for general use”. To value this foreign exchange, we use the concept of the “economic opportunity cost of foreign exchange” (EOCFX), which states, in terms of a domestic-currency numeraire, the real economic value (in a peso or rupee country) of an incremental real dollar of foreign exchange. We dealt with the precise measurement of EOCFX in Chapter 9. Here it is sufficient to note (a) that it is different from the real exchange rate E_m that is reflected in the market foreign exchange, (b) that part of the difference reflects the tariff and indirect tax revenue that is given up when additional foreign exchange is extracted from the market, and (c) that another part of the difference reflects the tax and tariff revenue that is given up when raising the pesos or rupees that are spent in acquiring that foreign exchange.

For the present, we will operate under the assumption that the EOCFX exceeds E_m so that there is a positive premium on foreign exchange. Our present task is to inquire in what ways we should deal with tariffs, taxes, and other possible distortions that are in some sense “specific” to the project we are analyzing.

A good guide to thinking about this subject is to consider a case in which the project authority has borrowed rupees in the capital market, and then going into the foreign exchange market to buy dollars -- only to have those dollars incinerated by an accidental fire. The economy has lost, as a consequence of that accident, the economic opportunity cost of foreign exchange. This should be obvious.

But from this example, we can learn something that is not so obvious. The EOCFX does not include any item that has anything to do with the use or uses to which that foreign exchange may be put, (e.g., by importing goods with high, medium, low or zero import

tradables, thus committing errors in one direction, which one hopes would tend to be substantially offset by classifying other semi-tradables as non-tradables, thus committing errors in the opposite direction.

CHAPTER 10:

duties) or with the specific distortions that might affect projects that end up generating foreign exchange (e.g., by producing export goods subject to either export taxes or subsidies).

If, then we use foreign exchange to buy an import good M_j that is subject to a tariff T_j , we should consider the extra tariff revenue to be a project benefit (i.e., a financial but not an economic cost). It is also the same if we buy the same type of good from a domestic producer of it, because in the end our demand will lead to somebody else increasing imports of M_j by a like amount.

If our project generates foreign exchange by producing an export good X_i , subject to an export tax T_i , the extra tax revenue generated from these exports should be considered as an economic benefit, on top of the economic premium on the foreign exchange that the project generates. Here again, the benefit calculation would be the same if the project produced an equivalent exportable good, that happened to be sold to domestic demanders. For in this case, too, those demanders turning to our project to meet their demand implies that an equivalent amount that would have been taken by these demanders in the scenario “without” our project will now be available for export.

Import tariff rates applied to project inputs of importable goods, and export tax rates applied to the project outputs of exportable goods, are thus to be explicitly counted as project benefits. In the first case the financial cost is greater than the economic cost by the amount of the tariff, but the economic cost must be calculated inclusive of the cost of the foreign exchange premium. In the case of the exportable output, its economic value as reflected by its fob price is greater than the financial price, by the amount of the tax. In this case the economic price must be calculated inclusive of the foreign exchange premium. The story is reversed when it comes to project inputs of exportable goods or project outputs of importable goods. For when an exportable good is used by our project, less is exported and the government loses the potential export tax. And when an

importable good is produced by our project, the natural consequence is that less of that good will be imported, with a corresponding loss of tariff revenue.

Another way of stating the same case is that when we use an import good, we probably pay a domestic financial price equal to the world price plus the tariff. But the tariff part is simply a transfer to the government, hence should be eliminated as a component of our cost. Likewise, when we produce an export good subject to export tax, financial accounts will incorporate our receipts net of tax, but the tax is not a cost from the standpoint of the economy. As a whole, the import tariff or the export tax should be eliminated (as a cost) as we move from the financial to the economic cost-benefit exercise.

10.3.2 The Valuation of Tradable Goods at the Border and the Project Site

The economic evaluation of traded outputs and inputs is done in a two stage process. First, the components of the financial cost of the import or export of the good that represent resource costs or benefits are separated from the tariffs, taxes, subsidies, and other distortions that may exist in the market for the item. Second, the financial value of the foreign exchange associated with the net change in the traded goods is adjusted to reflect its economic value and is expressed in terms of the general price level (our numeraire).³ The evaluation of projects expressed in terms of the domestic level of prices is also for the comparability of the results between the financial and economic appraisal.

³ Alternatively, one could use an international price level (P^w) as the numeraire. To do this one would adjust the value of non-tradable goods by the reciprocal of the same factor which is used to express the foreign exchange content of the project in terms of the general price level. Although some authors (see Little and Mirrlees, etc.) have advocated carrying out the full analysis of a project's costs and benefits in terms of foreign currency (e.g., US dollars or Euros), practitioners have found it very awkward to generate international prices for commonplace items like haircuts, taxi rides and gardeners' services. If two projects from different countries (e.g., Argentina and India) have to be compared to each other, it is easy to bring them to common terms by taking the net present value of the Argentine project (in real pesos) and multiplying it by the real exchange rate measure (real dollars per real peso). Similarly, one would correct the Indian project's net present value (in real rupees) into real dollars by multiplying it by a measure of real dollars per real rupee. Once both NPV are thus converted to real dollars, they are fully comparable. The need, however, for such comparison is rare. It is insignificant as compared to the desirability of carrying

CHAPTER 10:

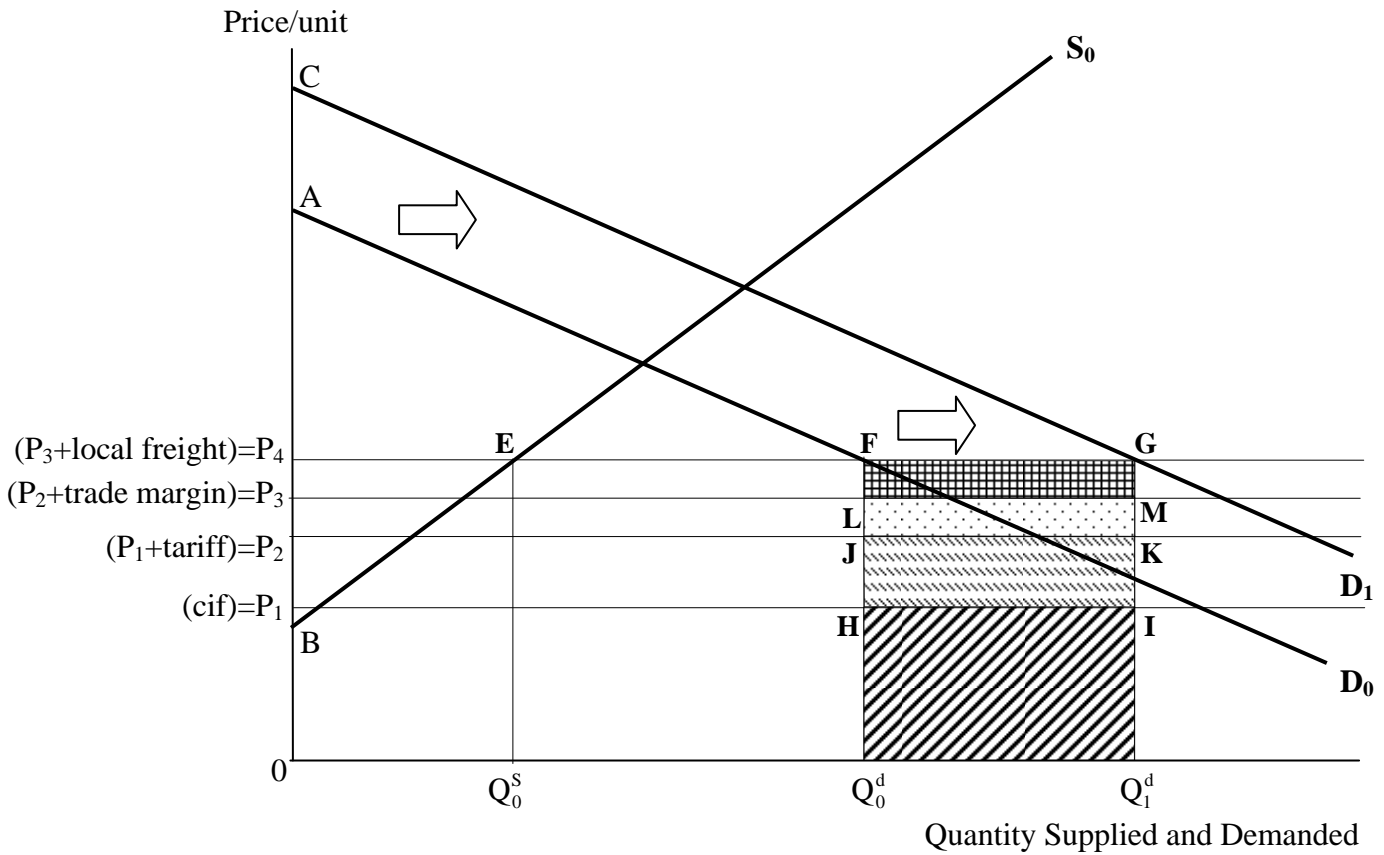
In the discussion that follows we first undertake the analysis for a country where there is no premium on foreign exchange. The economic evaluation of tradable goods is then carried out for the case where there is a premium on foreign exchange. These adjustments are built into the calculation of economic value of the tradable goods and services. Following these estimations, commodity specific conversion factors are constructed for transforming financial prices into economic values at the border.

Importable Goods

The financial cost of an importable input for a project can be equated to the sum of four components of the cost of an imported good, i.e., the cif price of the imported good, tariffs/taxes and subsidies, the trade margins of importers, and the costs of freight and transportation costs from the port to the project. The sum of these four items will be approximately equal to the delivered price of the input to the project, both when the good is actually directly imported and when it is produced by a local supplier. This can be illustrated in Figure 10.4. The ultimate effect of an increase in the demand for an importable good by a project is to increase imports by $(Q_1^d - Q_0^d)$. The domestic value of the foreign exchange required to purchase these goods is equal to the cif price (P_1) times the quantity $(Q_1^d - Q_0^d)$ as denoted by the shaded area $Q_0^d H I Q_1^d$. This is part of the economic resource cost of the input because the country will have to give up real resources to the foreign supplier in order to purchase the good.

out the actual computations in real terms, in domestic currency, a procedure which is virtually required if a serious analysis of stakeholder interests is to be done.

**Figure 10.4: Economic Cost of Importable Goods
-- The Case of Power Hand Tools Used by a Project --**



Tariffs are often levied on the cif price of the imported good by the importing country. These tariffs are a financial cost to the project but are not a cost to the economy, because they only involve a transfer of income from the demanders to the government. Therefore, tariffs and other indirect taxes levied on the imported good should not be included in its economic price.

The importer and perhaps the traders are involved in the process which brings the item from the foreign country to the final delivery at the project site. There are a number of tasks including handling, distribution and storage for which the traders receive compensation. These are referred to as the trading margin. Over and above the trade

CHAPTER 10:

margin there are the freight costs incurred by the importer or traders to bring the item from the port or border entry point to the project.

The trading margins are part of the economic costs of the imported good. The financial value of the trade margin may in some cases be larger than the economic cost of the resources expended. The most obvious case of this occurs when the privilege to import a good is restricted to a few individuals through the selective issuing of import licenses. In this case the importer may be able to increase the price of the imported good significantly above the costs he incurs in importing and distributing the item. These excess profits are not a part of the economic cost to the country of the imported good as they represent only income transfers from the demanders of the imports to the privileged people who obtained the import licenses. Therefore, while the financial trading margins of the traders are shown as the difference in the prices ($P_3 - P_2$) or the area JLMK in Figure 10.4 the economic cost may be less than this by the proportion of the total trade margin which is made up of “monopoly profits”.

Because freight costs may vary greatly with the location of the project in the country, it is advisable to treat these costs as a separate input. Because this sector uses items that are often heavily taxed -- such as petroleum products and motor vehicles -- as inputs, its economic costs might be significantly less than its financial cost.⁴ If we are to compare the economic cost of an importable input with its financial price, the former will consist of the cif price plus the economic cost of the traders’ services, plus the economic cost of the freight and transportation required to bring an importable good from the port to the project.

Table 10.1 shows the breakdown of the financial cost of an imported car. In this case the economic cost of the car is \$24,400, while its financial cost is \$37,600. This same

⁴ It is more accurate to break the local freight costs down into different component costs and then calculate their economic costs.

evaluation of the economic price of a car also holds if instead we wish to measure the economic benefit of producing cars locally.

**Table 10.1 The Estimation of Economic Cost of Importable Input:
The Case of Cars**

<u>Financial Cost of Imported Car</u>		<u>Economic Cost of Imported Car</u>	
CIF Price	\$20,000.00		\$20,000.00
Tariff (45% of cif)	9,000.00		-
Sales tax (10.0% of cif)	2,000.00		-
Trade margin (30.0%)	6,000.00	(66.7% of financial cost)	4,000.00
Freight	600.00	(66.7% of financial cost)	400.00
	-----		-----
Total	37,600.00		24,400.00

We find that the ultimate effect of increasing the domestic production of a traded input is to reduce imports. The economic benefit of such an endeavor is the economic resources saved from the reduced imports. In the above example, we would expect that a domestic producer of cars will be able to charge a price for a car of \$37,600 including taxes and freight. However, the economic resources saved are equal to only \$24,400. It is this amount which is equal to the economic value of a unit of domestic car production. Note that a domestically produced car, with costs equal to, say, \$30,000 would be a smashing financial success, but in order to make it economically advisable to produce cars domestically, they should (in this example) have economic costs less than or equal to \$24,400. If a car that was domestically produced at the project site had costs of \$24,000, it would be able to compete with the imported model, even if subject to an excise tax of 45% on its full economic cost of \$24,000, plus a sales tax of 10% on the same base. These together would lead to a financial “price” of \$37,200. This example shows how a protective tariff can lead to inefficient domestic production (the case of a car with economic costs of \$30,000), and how such inefficiency would be avoided with an equivalent tax treatment of cars, regardless of where they are produced.

The general rule is that before adjusting for the economic price of foreign exchange, the economic value of importable good production at the factory site is equal to the cif price plus the economic cost of local freight from port to national market and then minus the economic cost of local freight from the project site to the market. By the way of comparison, the economic cost of imported inputs is calculated as the sum of the cif price at the port plus the economic cost of freight from port to the project site.

Exportable Goods

Exportable goods, which are used as inputs in a project, typically have a financial price that is made up of the price paid to the producer, taxes, freight and handling costs. However, it is not these items which are adjusted to measure the economic cost of the item. It is the economic benefits foregone by reduced exports, which is the measure of economic cost for such an input. The country forgoes the world price (fob at the port), when a new project buys items that would otherwise be exported. This part of the cost is not altered by the presence of export taxes or subsidies -- these simply create differences between the internal price and the fob price, domestic selling price at the port being higher than the fob price in the case of an export subsidy, and lower in the case of export tax.

Adjustments should be made however for freight and handling charges. To obtain the economic benefit foregone by using an exportable good domestically, we begin with the fob price and deduct the economic costs of the freight and the port handling charges, as these are saved when the goods are no longer exported, but we add the economic costs of freight and handling charges incurred in transporting the goods to the project. This is illustrated in the case of timber in Table 10.2.

As shown in Table 10.2, the financial cost of the timber to the project site is \$495 which is made up of a \$500 producer price (fob price of \$400 plus export subsidy of \$100) less

CHAPTER 10:

a financial cost differential for transportation of \$50 (\$125 saved plus \$75 newly incurred) plus a domestic sales tax of \$45. Any use of this exportable timber as an input to a local project has an economic cost of \$360 which is the fob price of \$400 less the economic cost of the freight and handling charges saved of \$100 on the forgone timber exports plus the economic costs of the freight and handling in shipping the timber to the project site of \$60. The assumption made here is that economic cost of freight and handling is 80% of its financial cost.

Moreover, the economic prices for tradable goods at the port should include adjustment for foreign exchange premium while at the project, they should also include the premium on outlays made to non-traded goods and services such as handling charges and transportation costs.

**Table 10.2 Economic Cost of Exportable Good:
-- The Case of Timber Used by a Project --**

<u>Financial Cost of Timber</u>		<u>Economic Cost of Timber</u>	
Fob price	\$400.00	Fob price	\$400.00
plus export subsidy	<u>100.00</u>	less economic cost of	
Producer price	500.00	freight/handling costs,	100.00
		market to port	
less freight and handling,	-125.00	plus economic cost of freight	
market to port		and handling, market to	60.00
plus freight and handling,		project	
market to project	<u>+ 75.00</u>		
	\$450.00		
plus domestic sales tax 10%	<u>45.00</u>	Total	\$360.00
Total	495.00		

10.3.3 Conversion Factors for Tradable Goods at the Border and the Project Site

CHAPTER 10:

The economic prices of tradable goods account for the real resources consumed or products produced by a project and hence are not the same as the prices (gross of tariffs and sales taxes) paid by demanders, or the prices (gross of subsidies and net of export taxes) received by suppliers. These latter “paid or received” prices are what we designate as financial prices. However, import tariffs and sales taxes or export taxes and subsidies associated with the importable or exportable goods are simply a transfer between the government and importers or exporters, they are not part of the economic cost or benefit.

A conversion factor (CF) is defined as the ratio of a commodity’s economic price to its financial price. The value of the conversion factor for the importable good i (CF_i) at the port is the commodity’s economic price (EP_i) at the port divided by its financial price (FP_i) at the port. Suppose that there are tariffs and other indirect taxes such as VAT levied on the i th good at the rates of t_i and d_i , respectively. Also, the foreign exchange premium for the country in question is FEP. The CF_i can then be calculated and expressed as:

$$\begin{aligned} CF_i &= EP_i/FP_i \\ &= (1 + FEP)/[(1 + t_i)(1 + d_i)] \end{aligned} \quad (10.1)$$

A similar formula can also be used for exportable goods in which indirect taxes are usually exempt of exports. Thus, CF_j for the j th exportable good can be calculated as follows:

$$\begin{aligned} CF_j &= EP_j/FP_j \\ &= (1 + FEP)/(1 + k_j) \end{aligned} \quad (10.2)$$

where k_j stands for the subsidy (or a negative value for export tax) rate of the fob price.

The conversion factor has the feature of being convenient, in that these ratios can be applied directly to convert a financial cash flow into an economic cost or benefit as we

move from a project's financial cash flow statement to its economic benefit and cost statement. It should be noted that the above conversion factor does not incorporate any location-specific domestic handling and transportation costs from the port to the project site. When the adjustment for the impact on the economic costs of these non-tradable services for the item is made, one can obtain the economic value and the conversion factor for the tradable goods at the project site, which will be easily incorporated as part of the total economic costs or benefits of the project.

10.4 An Illustrative Example

There are four possible cases that can be applied to measuring the economic values of tradable goods. They include: an importable good is used as an input to a project, an importable good is produced by a domestic supplier, an exportable good is produced by a domestic supplier, and an exportable good is used as an input by a project. Examples provided below illustrate how each of the economic values and the corresponding conversion factors of various output and inputs of an irrigation project in Visayas of the Philippines are estimated.⁵ The goal of the project was to alleviate poverty while improving environmental sustainability of the region. The foreign exchange premium (FEP) was estimated at 24.60%.

a) Project Uses an Importable Input (Pesticides)

In order to improve the farm's productivity, the project requires pesticides that are importable. The financial prices of pesticides at the border include the cif cost of the imported item plus additional costs levied on the item such as tariff. The cif border price is US\$ 166.00 per 1000 liters that is equal to 4,038 pesos when converted by the market exchange rate. This plus tariff imposed on the item upon arrival at the port of Manila determines the financial prices. There is 5 percent tariff rate on imported pesticides. Thus,

⁵ Jenkins, Glenn P. Pastor, Lorenzo, and Therasa, Panuccio, "Farmer Participation, a Key Input to Success: The Visayas Communal Irrigation Project", Harvard Institute for International Development, (December, 1994).

CHAPTER 10:

the financial cost in Manila will become 4,239 pesos at the port. However, the economic cost of this imported item will include only the cif cost that must be adjusted by the foreign exchange premium to reflect the true cost of this input. The tariff is considered a transfer within the economy and do not represent the real economic resources used. The conversion factor (CF) for pesticides in this case is 1.19 at the port, which is calculated either by the ratio of the economic to the financial costs of the pesticides as presented in Table 10.3 or by equation (10.1).

Table 10.3
Project Uses Importable Pesticides

	Financial Price	Conversion Factor for Nontradable Services	Value of FEP	Economic Value
CIF World Price per 1000 liters of pesticides				
US Dollars	166.00			
Local Currency	4,038.00		993.35	5,031.35
PLUS				
Tariff	201.00			0
Price at Port	4,239.00			5,031.35
CF at the Port	1.19			
PLUS				
Handling/Transportation from Port to Manila				
Handling	540.00	0.90		486.00
Transportation	225.00	1.20		270.00
PLUS				
Traders' Margin	200	0.7		140.00
PLUS				
Handling/Transportation from Manila to Farm Gate				
Handling	600.00	0.90		540.00
Transportation	250.00	1.20		300.00
Price at the Farm Gate	6,054.00			6,767.35
CF at the Project Site	1.12			

In order to find the cost of pesticide delivered to the farm gate, farmers incur additional costs of trading, handling and transportation from the port to Manila, the main trading center, and from Manila to the local market and then to the project site. By adding all

CHAPTER 10:

these costs as presented in the second column of Table 10.3, farmers will pay a total of 6,054 pesos for getting 1,000 liters of pesticides to their farm gate.

The economic cost of each of the above domestic services differs from its financial cost because of various distortions involved. Estimation of these non-tradable services will be fully discussed in Chapter 11. At present, the conversion factor is assumed to be estimated at 0.70 for traders' margins and 0.90 for handling charges. In the case of transportation services, the conversion factor is assumed for 1.20 due to a subsidy provided to the transportation producers. As a result, the economic cost for getting 1000 liters of pesticides at the project site amounts to 6,767 pesos and the conversion factor is estimated at 1.12 for pesticides. This indicates that, at the farm gate, the true economic cost of pesticides is 12 percent greater than the financial price suggests.

b) Project Produces an Import-Substitute Output (Rice)

Rice is one of the two major traded crops produced under the project for the consumption in the Philippines. The project's production is a substitute for imported rice. The price the farmers receive for its product depends on the world rice price. Suppose that the cif price for rice is US\$ 314.80 per metric ton at Manila's port. Expressed in units of domestic currency it becomes 7,659 pesos per metric ton of rice. In this case, there is no import tariff or taxes levied on rice. Thus, the rice produced by the farmer could not be sold at the port for more than 7,659 pesos per metric ton while the economic value will be measured by the economic foreign exchange saved at 9,543 pesos. Thus, the conversion factor for rice is 1.25.

The traders' margins, handling and transportation costs from the port to the market in Manila will be added and the corresponding costs for the local production will be subtracted in order to arrive at the farm gate price. Since rice is a substitute good, merchants in Manila market would not pay more for the rice produced domestically from the farmers than what they pay for imported rice, which is 8,281 pesos. To find the

CHAPTER 10:

financial price of paddy the farmers produce, they have to incur additional expenses for milling, trading, handling and transportation costs as shown in the second column of Table 10.4. In addition, it should be noted that paddy is about 65% equivalent for rice. As a consequence, the financial price of paddy at the farm gate will be 4,501 pesos.

To derive the economic value of paddy farmers produce, the financial costs of the above services must be adjusted using the respective conversion factors estimated. After all these adjustments have been made, the total economic value of paddy will be 5,601 pesos per metric ton and the conversion factor import-substituted rice would be 1.24. Thus, the economic analysis indicates that at the farm gate, the true economic value of rice is worth about 24 percent more than the financial price suggests.

Table 10.4
Project Supplies Domestically Importable Rice

	Financial Price	Conversion Factor for Nontradable Services	Value of FEP	Economic Value
CIF World Price per ton of Rice				
US Dollars	314.80			
Local Currency	7,659.00		1,884.11	9,543.11
CF at the Port	1.25			
PLUS				
Transportation/Handling Charges Port-Manila				
Handling	50.00	0.90		45.00
Transportation	100.00	1.20		120.00
Traders' Margin	472.00	0.70		330.40
Wholesale Price in Manila	8,281.00			10,038.51
LESS Transportation from Rice Mill to Manila	515.00	1.20		618.00
Ex-Mill Price of Rice	7,766.00			9,420.51
LESS Milling Cost	345.00	1.10		379.50
Pre Milled Value	7,421.00			9,041.01
Paddy Equivalent (65%)	4,823.65			5,876.66
LESS				
Grain Dealer's Margin (4%)	192.95	0.70		135.06
Handling/Transport from Farm to Mill				
Handling	50.00	0.90		45.00
Transportation	80.00	1.20		96.00
Price of Paddy at Farm Gate	4,500.70			5,600.60
CF at the Project Site	1.24			

c) An Exportable Good (Seeds) is Produced by a Project

Seeds are produced domestically at the International Rice Research Institute (IRRI) in Manila. Suppose that the Institute is considering increasing their production of seeds and exported to the foreign markets. The financial price in domestic currency for seeds will be determined by the fob price of seeds at Manila port that is the world price of US\$ 410, or 9,975 pesos per ton. If the government provides export subsidy on seeds, its financial revenue of seeds will increase by an equivalent amount. Suppose in this case there is an export subsidy of 10% of the sale price of those seeds sold abroad. IRRI will not sell seeds to domestic buyers for less than the fob price plus the subsidy of 998 pesos per ton or 10,973 pesos net of port charges and transportation cost from Manila port to the IRRI.

The economic price of the exported product is determined by the fob price and augmented by the foreign exchange premium to reflect the true value of this output. Thus, the economic value of exportable seeds equals 12,429 pesos at the border. As a result, the conversion factor of the exportable seeds at port is estimated at 1.13 as presented in Table 10.5.⁶

Table 10.5
Project Supplies Exportable Seeds
(assuming export subsidy)

	Financial Price	Conversion Factor for Nontradable Services	Value of FEP	Economic Value
FOB Price per ton of Seeds				
US Dollars	410.00			
Local Currency	9,975.00		2,454.00	12,429.00
PLUS				
Export Subsidy (10% of FOB Price)	998.00			

⁶ If the government instead levied an export tax on seeds at 10% of the fob price, the domestic price at the port would fall to 8,978 pesos. The conversion factor would have become 1.38 according to equation (10.2).

CHAPTER 10:

Price at the Port	10,973.00			12,429.00
CF at the Port	1.13			
LESS				
Handling/Transportation Charges from IRRRI to Port				
Handling	120.00	0.90		108.00
Transportation	50.00	1.20		60.00
Price at IRRRI Gate	10,803.00			12,261.00
CF at the Project Site	1.14			

Suppose that the output of the IRRRI increases and the additional output does not affect the world price of the seeds, its economic price delivered to the port is measured by the fob price of the good multiplied by the market exchange rate. The fob price will be equal to the price received by the producer plus the financial costs of handling and transportation from the IRRRI to the point of export. The economic price of seeds at the IRRRI will be the fob price minus the economic costs of handling and transportation from the port to the IRRRI. To arrive at the economic values of these costs, the transportation and handling charges are adjusted for the distortions using the respected conversion factors estimated. The total adjusted economic value of exportable seeds at the factory gate of the IRRRI is equal to 12,261 pesos and the conversion factor becomes 1.14.

d) Project Uses an Exportable Good (Seeds) as a Project Input

Suppose that seeds produced domestically is an exportable good and is purchased as an input to the project rather than exported abroad. If seeds can be sold for \$ 410 a ton on the world market, the financial price in domestic currency at the port will be 9,975 pesos per ton. Suppose in this case there is an export subsidy of 10% of the sale price of those seeds sold abroad. In this case seeds will not be sold to domestic buyers for less than 10,973 pesos.

As the seeds is used by the farmers, rather than exported, the amount of foreign exchange gained by exporting the seeds is lost and thus the economic cost will be the cost of foreign exchange earnings forgone. The economic value must be adjusted for the foreign exchange premium to become 12,429 pesos, which results in a conversion factor of 1.13 as shown in Table 10.6.

CHAPTER 10:

Seeds can be sold on the world market for a fob price of 9,975 pesos. However, the IRRI receives 10,803 pesos since it incurs 170 pesos for the transportation and handling charges from the IRRI to the port and receives 998 pesos for export subsidy. The Institute will not sell rice farmers for less than this amount. In addition, it will have to pay the local dealer's margin (370 pesos), plus transportation costs from IRRI to their farm (635 pesos). There are no taxes levied on seeds in the Philippines, so the total cost the farmers pay for their seeds amounts to 11,808 pesos per ton at the farm gate.

The total economic value of seeds at the farm gate needs to be measured in cost of the resources used in handling, transporting and marketing the good. As these activities are nontradable services, the economic value must be adjusted from the financial cost using the respective conversion factor. The final economic cost of 13,282 pesos for exportable seeds results in a conversion factor of 1.12.

Table 10.6
Project Uses Exportable Seeds
(assuming export subsidy of 10%)

	Financial Price	Conversion Factor for Nontradable Services	Value of FEP	Economic Value
FOB Price per ton of Seeds				
US Dollars	410.00			
Local Currency	9,975.00		2,454.00	12,429.00
PLUS				
Export Subsidy (10% of FOB Price)	998.00			
Price at the Port	10,973.00			12,429.00
CF at the Port	1.13			
LESS				
Handling/Transportation Charges from IRRI to Port				
Handling	120.00	0.90		108.00
Transportation	50.00	1.20		60.00
PLUS Dealers' Margin	370.00	0.70		259.00
PLUS Transportation Cost from IRRI to Farm	635.00	1.20		762.00
Price at Farm Gate	11,808.00			13,282.00
CF at the Project Site	1.12			

Expressing the relationship between the economic and financial prices of an item in this way is convenient as long as the underlying tariff, tax and subsidy distortions do not change in percentage terms, the value of the conversion factor will not be affected by inflation. Similarly, if a series of project evaluations are carried out, some of the conversion factors used for the analysis of one project may be directly applicable to others.

10.5 Conclusion

This chapter began with the identification of the key distinct characteristics between tradable and non-tradable goods. It is important to point out that the fundamental forces to determine either their financial or economic prices are different. In the case of tradable goods, they are defined to include not only exported or imported goods but also domestically consumed or produced goods so long as they are close substitutes for exported or imported goods.

The various distortions associated with tradable goods were then identified such as import tariffs, non-tariff barriers, export taxes, subsidies, value added tax and other indirect taxes. These distortions will have a considerable influence on the financial prices of the goods in the market. However, determining the economic prices of tradable goods and services is their world price since the world price reflects their economic opportunity cost or resources saved by the economy.

The economic prices of tradable goods can be estimated from the corresponding financial prices shown in the financial cash flow statement multiplied by the applicable commodity-specific conversion factors. The magnitudes of these conversion factors at the border depend upon the size of various distortions associated with the goods in question as well as the foreign exchange premium. When the tradable goods used or produced by the project are located away from the border, non-tradable services such as handling and

CHAPTER 10:

transportation costs, trading margins, etc. are required by the project and their conversion factors must be estimated and incorporated in the analysis. Their financial and economic costs at the project site should be both properly assessed and estimated in the financial and economic appraisal of the project.

Appendix 10A

Evaluating Projects Subject to Trade Protection

One of the reasons why some authors (esp. Little, Little and Mirrlees) chose to recommend conducting the evaluation of development projects in terms of foreign currency and at “world” prices was their fear that doing the analysis in terms of domestic prices would lead to the likely approval of projects that were economically unsound, and that were made financially viable only due to protectionist measures. In this appendix we show, using numerical examples that our analytical framework is not subject to this criticism. It will catch unsound projects without fail.

Consider first a project to produce an import substitute for men’s shirts, whose external price is \$20. The market exchange rate is 10 rupees to the dollar, and the foreign exchange premium is 10 percent. With a 30 percent tariff on men’s shirts, the internal price of shirts will be Rs. 260. We here assume that our project is able to produce equivalent shirts domestically for Rs. 240 (including a normal return to capital). The project is thus viable from a financial point of view. However, it does not pass the test of an economic evaluation.

Selling price	=	Rs. 260
Reduced by 30 percent tariff (lost revenue to government)		- 60
		Rs. 200
Augmented by 10% foreign Exchange premium		+20
Equals economic benefit		Rs. 220
Actual cost of domestic production		Rs. 240
Net economic gain (+) or loss (-)		-Rs. 20

Consider next the case of an item subject to a 30 percent export subsidy, under the same conditions.

CHAPTER 10:

World price (= \$20) at market exchange rate	= Rs. 200
Selling price with 30% export subsidy	= Rs. 260
Reduced by 30 percent export subsidy (extra outlay by government)	<u>-60</u>
	Rs 200
Augmented by 10% foreign exchange premium	<u>+20</u>
Equals economic benefit	Rs 220
Actual cost of domestic production	<u>Rs 240</u>
Net economic gain (+) or loss (-)	- Rs 20

The above are cases in which ill-advised protectionist measures create incentive for activities to be profitable financially, even though they represent net losses from an economic point of view. The following is an example of a project that is in fact worthwhile economically, but will not be undertaken because an unwise export tax has made the financially unviable.

World price (= \$20) at market exchange rate	= Rs. 200
Selling price net of 30% export tax (=financial return)	Rs. 140
Assumed financial cost	Rs. 180
Net financial return	- Rs. 40

Economic return	
World market price (\$20) at market exchange rate	Rs. 200
Augmented by foreign exchange premium	<u>+ 20</u>
	Rs. 220
Actual cost of domestic production	<u>Rs. 180</u>
Net economic gain (+) or loss (-)	+ Rs. 40

REFERENCES

- Boardman, A.E., Greenberg, D., Vining, A.R., and Weimer, D., *Cost-Benefit Analysis, Concepts and Practice*, Second Edition, Prentice Hall, Inc., (2001).
- Curry, S. and Weiss, J., *Project Analysis in Developing Countries*, Second Edition, Palgrave Macmillan, (1999).
- Dinwiddy, C. and Teal, F., *Principles of Cost-Benefit Analysis for Developing Countries*, Cambridge: Cambridge University Press, (1996), Chapter 6.
- Dreze, J. and Stern, N., “Policy Reform, Shadow Prices, and Market Prices”, *Journal of Public Economics*, Vol. 42, No. 1, (February 1990), pp. 1-45.
- Harberger, A.C. and Jenkins, G.P., “Introduction” edited by Harberger, A.C. and Jenkins, G.P., *Cost-Benefit Analysis*, Cheltenham: Edward Elgar Publishing Limited, (2002).
- Jenkins, G.P. and El-Hifnawi, M.B., *Economic Parameters for the Appraisal of Investment Projects: Bangladesh, Indonesia and the Philippines*, report prepared for Economics and Development Resource Center, Asian Development, (December 1993).
- Jenkins, G.P., Pastor, L. and Therasa, P., “Farmer Participation, a Key Input to Success: The Visayas Communal Irrigation Project”, Harvard Institute for International Development, (December, 1994).
- Little, I.M.D. and Mirrlees, J.A., *Project Appraisal and Planning for Developing Countries*, London: Heinemann Educational Books, (1974).
- Little, I.M.D. and Mirrlees, J.A., “Project Appraisal and Planning Twenty Years on”, in *Proceeding of the World Bank Annual Conference on Development Economics, 1990*, Washington, DC: World Bank, (1991).
- Mishan, E.J. and Quah, E., *Cost-Benefit Analysis*, Fifth Edition, London and New York: Routledge, (2007), Chapter 14.
- Overseas Development Administration (ODA), *Appraisal of Projects in Developing Countries: A Guide for Economists*, Third edition, London: Stationery Office Books, (1988).

CHAPTER 10:

United Nations Industrial Development Organization, *Guidelines for Project Evaluation*,
New York: United Nations, (1972).